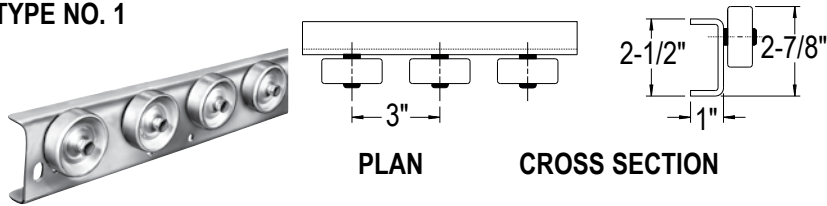


# CONVEYOR RAILS

Wheel Conveyor Rails are made up of standard skatewheels mounted to various angle-channel configurations. They provide a means of economical mobile storage systems. Can be mounted on floor level or in storage flow racks. Rails are 12 ga. powder painted steel.

Available 1 week from stockyard

## TYPE NO. 1

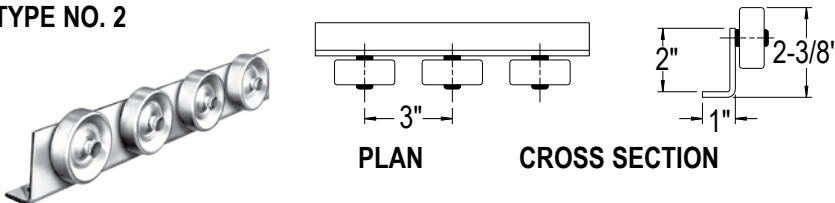


Rail Weight Per Ft.—2.5 LBS.

Support Centers						
3'	4'	5'	6'	7'	8'	10'
Maximum Load Per Foot (Lbs.)						
260*	260*	146	83	51	35	18

\*Wheel Capacity-65 lbs. each

## TYPE NO. 2

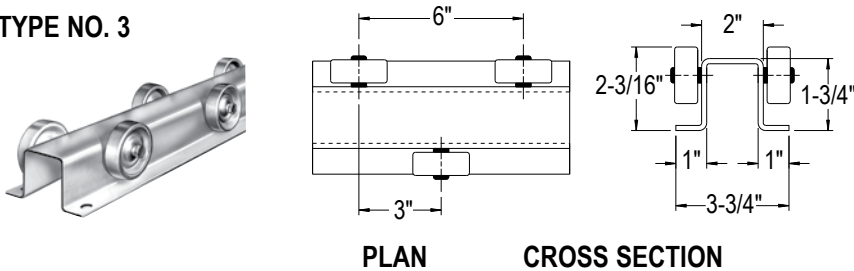


Rail Weight Per Ft.—2.1 LBS.

Support Centers						
3'	4'	5'	6'	7'	8'	10'
Maximum Load Per Foot (Lbs.)						
223	92	50	28	17	12	6

\*Wheel Capacity-65 lbs. each

## TYPE NO. 3

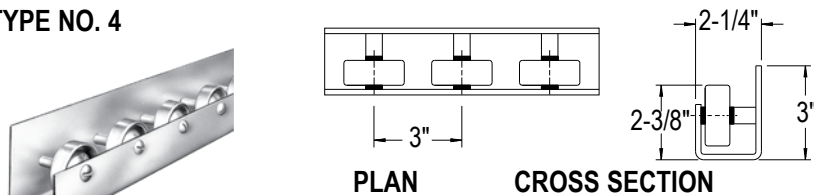


Rail Weight Per Ft.—3.5 LBS.

Support Centers						
3'	4'	5'	6'	7'	8'	10'
Maximum Load Per Foot (Lbs.)						
260*	233	125	71	44	38	15

\*Wheel Capacity-65 lbs. each

## TYPE NO. 4

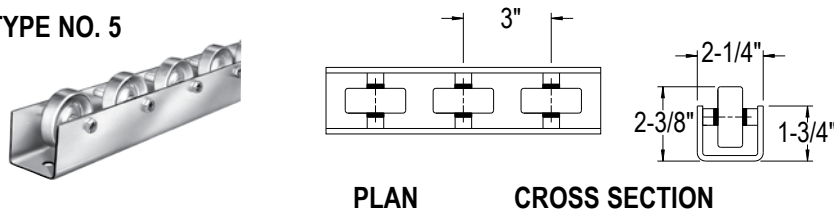


Rail Weight Per Ft.—3.5 LBS.

Support Centers						
3'	4'	5'	6'	7'	8'	10'
Maximum Load Per Foot (Lbs.)						
260*	260*	198	112	69	49	24

\*Wheel Capacity-65 lbs. each

## TYPE NO. 5



Rail Weight Per Ft.—3.0 LBS.

Support Centers						
3'	4'	5'	6'	7'	8'	10'
Maximum Load Per Foot (Lbs.)						
260*	210	113	64	40	27	14

\*Wheel Capacity-65 lbs. each