

ATLANTA CONVEYOR STOCKYARD

BY: CONVEYORS & DRIVES, INC. • ATLANTA, GA

PRICE LIST
NO. H1109
(Rev 11/1/09)

Website: www.conveyors-drives.com

Gravity Roller Conveyor

1-3/8" DIAMETER STEEL GRAVITY ROLLER CONVEYOR

(1-3/8" Diam / 18 Ga. with 1/4" Round Axle)



F.O.B. Atlanta

Steel

Available in 5' & 10' Sections


Overall Width	Between Frames	Roller Centers	Model Number	Weight (Lbs.)		Price	
				10'	5'	10'	5'
12"	10"	1½"	SSR-12-1½"	101	55	\$276.70	\$138.35
		3"	SSR-12-3"	68	37	169.24	84.56
		4½"	SSR-12-4½"	58	32	134.14	67.18
		6"	SSR-12-6"	52	29	115.34	57.67
		9"	SSR-12-9"	47	26	99.14	49.57
		12"	SSR-12-12"	44	24	88.34	44.28
18"	16"	1½"	SSR-18-1½"	135	72	\$337.08	\$168.48
		3"	SSR-18-3"	97	47	202.18	101.09
		4½"	SSR-18-4½"	73	40	158.33	79.16
		6"	SSR-18-6"	63	32	134.68	67.39
		9"	SSR-18-9"	57	29	114.59	57.24
		12"	SSR-18-12"	52	27	100.76	50.44
24"	22"	1½"	SSR-24-1½"	168	91	\$397.22	\$198.72
		3"	SSR-24-3"	108	58	235.01	117.50
		4½"	SSR-24-4½"	88	47	182.30	91.15
		6"	SSR-24-6"	78	42	153.90	77.00
		9"	SSR-24-9"	69	37	129.71	64.91
		12"	SSR-24-12"	63	34	113.29	56.70

Note: Supplied Standard With Hook and Rod Couplings. Painted Green Frames/Galvanized Rollers.

Gravity Roller Curve

1-3/8" DIAMETER STEEL GRAVITY ROLLER CURVE

(1-3/8" Diam / 18 Ga. with 1/4" Round Axle)



F.O.B. Atlanta

Steel

Note: Adjustable Channel Guard Rail (Outside) Available on 90° Curves.

Overall Width	Between Frames	Degree Of Curve	Roller Centers	Model Number	Without Outside Guard		With Outside Guard	
					Wgt. (Lbs.)	Price	Wgt. (Lbs.)	Price
12"	10"	90	1½"	SSRC-12-90-1½"	70	\$248.72	84	\$326.38
18"	16"	90	1½"	SSRC-18-90-1½"	80	285.88	96	363.53
24"	22"	90	1½"	SSRC-24-90-1½"	141	381.24	159	458.89

Note: Roller Centers Refers to Spacing on Inside Rail. The 24" Overall Width Curve is Double (Split) Roller Design. Supplied Standard With Hook and Rod Couplings, Painted Green Frames/Galvanized Rollers.

Gravity Roller Conveyor

1.9" DIAMETER STEEL GRAVITY ROLLER CONVEYOR
(1.9" Diam / 16 Ga. with 7/16" Hex Axle)



Steel Available in 5' & 10' Sections

F.O.B. Atlanta

Overall Width	Between Frames	Roller Centers	Model Number	Weight (Lbs.)		Price	
				10'	5'	10'	5'
16"	13"	3"	19SR-13-3	159	83	\$227.23	\$113.62
		4½"	19SR-13-4½	129	67	179.60	89.86
		6"	19SR-13-6	113	60	155.63	77.76
		9"	19SR-13-9	97	53	134.14	67.18
		12"	19SR-13-12	90	49	119.77	59.83
24"	21"	3"	19SR-21-3	211	111	\$274.32	\$137.05
		4½"	19SR-21-4½	166	87	213.73	106.92
		6"	19SR-21-6	141	77	182.20	91.04
		9"	19SR-21-9	118	66	154.76	77.33
		12"	19SR-21-12	107	59	136.19	68.15
30"	27"	3"	19SR-27-3	255	133	\$309.42	\$154.66
		4½"	19SR-27-4½	196	102	239.33	119.66
		6"	19SR-27-6	166	89	202.18	101.09
		9"	19SR-27-9	135	76	170.10	85.10
		12"	19SR-27-12	122	67	148.52	74.41
36"	33"	3"	19SR-33-3	292	154	\$344.74	\$172.37
		4½"	19SR-33-4½	224	117	264.92	132.41
		6"	19SR-33-6	187	101	222.26	111.13
		9"	19SR-33-9	151	86	185.54	92.77
		12"	19SR-33-12	135	75	161.14	80.57

Note: Painted Green Frames, Unplated Rollers. Supplied Standard With Butt Couplings.

Gravity Roller Curve

1.9" DIAMETER STEEL GRAVITY ROLLER CURVE
(1.9" Diam / 16 Ga. with 7/16" Hex Axle / Straight Roller)
(2-1/2" X 1-11/16" 16 Ga. With 7/16" Hex Axle / Tapered Roller)



F.O.B. Atlanta

Note: Curves Available With Either Straight Rollers or Tapered Rollers.

Steel

Note: Painted Green Frames, Unplated Rollers, Supplied Standard With Butt Couplings.

Overall Width	Between Frames	Degree Of Curve	Straight Roller Curve			Tapered Roller Curve		
			Model Number	Wgt. (Lbs.)	Price	Model Number	Wgt. (Lbs.)	Price
16"	13"	90	19SRC-13-90S	97	\$233.50	19SRC-13-90T	104	\$351.43
24"	21"	90	19SRC-21-90S	131	274.54	19SRC-21-90T	171	421.42
30"	27"	90	19SRC-27-90D	177	405.76	19SRC-27-90T	210	480.92
36"	33"	90	19SRC-33-90D	220	509.44	-	-	-

Note: The D in the 30" and 36" Overall Width Straight Roller Curve Model Numbers Denotes Double (Split) Roller Design. Supplied Standard With Butt Couplings.

COPYRIGHT 2009 - CONVEYORS & DRIVES, INC., ATLANTA, GEORGIA

GRAVITY SKATEWHEEL



Gravity Skatewheel Conveyor

Available in 5' & 10' Sections

Note: Supplied Standard With Hook and Rod Couplings.



Steel

F.O.B. Atlanta

Note: Wheels are Galvanized, Frames Are Painted Green.

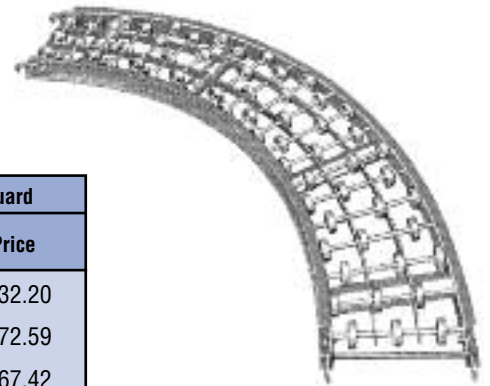
Overall Width	Wheels Per Foot	Model Number	Weight (Lbs.)		Price	
			10'	5'	10'	5'
12"	10	3SW-12-10	68	37	\$176.80	\$88.45
18"	16	3SW-18-16	87	46	240.62	120.31
24"	20	3SW-24-20	103	57	293.76	146.88

Aluminum

Note: Both Wheels and Frames are Aluminum Construction

Overall Width	Wheels Per Foot	Model Number	Weight (Lbs.)		Price	
			10'	5'	10'	5'
12"	10	3AW-12-10	36	20	\$200.56	\$100.33
18"	16	3AW-18-16	46	25	281.99	140.94

Gravity Skatewheel Curve



Steel

Note: Adjustable channel Guard Rail (outside) Available on 90° Curves. Supplied Standard With Hook and Rod Couplings.

Overall Width	Degree Of Curve	Model Number	Without Outside Guard		With Outside Guard	
			Wgt. (Lbs.)	Price	Wgt. (Lbs.)	Price
12"	90	SWC-12-90	72	\$154.55	96	\$232.20
18"	90	SWC-18-90	82	194.94	98	272.59
24"	90	SWC-24-90	112	289.76	130	367.42

Note: Wheels are Galvanized, Frames are Painted Green.

F.O.B. Atlanta

Replacement Rollers

ROLLERS ONLY PRICE EACH					
Overall Width	Between Frames	Aluminum	Steel		
		1-3/8" Diam.	1-3/8" Diam. Galvanized	1.9" Diam. Unplated	Tapered 1.9" & 2.0" Diam. Unplated
12"	10"	\$7.02	\$4.00	\$ -	\$ -
16"	13"	-	-	5.83	19.44
18"	16"	9.50	4.75	-	-
24"	21"	-	-	7.99	26.46
24"	22"	-	5.51	-	-
30"	27"	-	-	9.18	31.86
36"	33"	-	-	10.80	-

Note: When Ordering Rollers Only, Between Frames Dimension "BF" Must Be Specified.



F.O.B. Atlanta

Model TA Horizontal Belt Conveyor (Slider Bed)



F.O.B. Atlanta

The Model TA Can Be Used as a Worktable for Assembly Line Operations, Inspection, Sorting and Packing. Comes Pre-Assembled for Ease of Installation.

Size To Order Overall Length	Belt Width			
	18"		24"	
	Bed Width			
	22"		28"	
	Wgt. (Lbs.)	Price	Wgt. (Lbs.)	Price
11'	382	\$2,099.00	422	\$2,281.00
16'	475	2,392.00	528	2,636.00
21'	542	2,640.00	607	2,946.00
26'	635	\$2,932.00	713	\$3,120.00
31'	702	3,179.00	792	3,612.00
36'	795	3,472.00	898	3,967.00
41'	862	\$3,720.00	977	\$4,276.00
46'	955	4,011.00	1083	4,631.00
51'	1032	4,258.00	1176	4,941.00

PRICE INCLUDES

- Black Friction Surface Belt
- 1/2 HP 230/460/3/60 TENV Gearmotor *
- 4" Deep x 14 Ga. Slider Bed
- Floor Supports, Adjustable 28" to 40"
- Underside End Drive
- 65 FPM Constant Belt Speed
- Less Electrical Controls

MOTOR OPTIONS:

HP	MOTOR DESCRIPTION†	
	Totally Enclosed	
	230/460V* 3PH-60 HZ	115/230V 1PH. - 60 HZ
1/2	NC	\$20.09
1	\$31.00	73.76

† Add-on for other than 1/2 HP 230/460/3/60 Motor.
*Also Operates on 208/3/60

OPTIONAL ELECTRICAL CONTROLS:

MOTOR STARTERS

- Manual (One Direction)
- 1-Phase \$106.27 Ea.
 - 3-Phase \$106.27 Ea.
- Magnetic (One Direction)
- 1-Phase \$541.73 Ea.
 - 3-Phase \$587.74 Ea.
- **Push Button Stations**
 - Start/Stop \$68.58 Ea.
 - **Reversing Drum Switch** \$249.80 Ea.

LOAD CHART*	
HORIZONTAL @ 65 FPM	
H.P.	Total Load (Lbs.)
1/2	255
1	570

* Based on a 51'-0 Long Conveyor with a 24" Wide Belt.

Ball Transfer Table

Ideal for use when products are required to be manually rotated or correctly positioned.

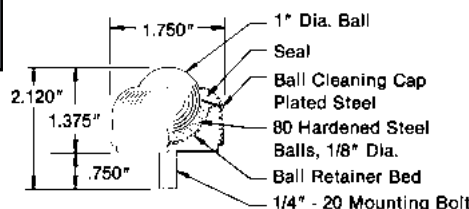
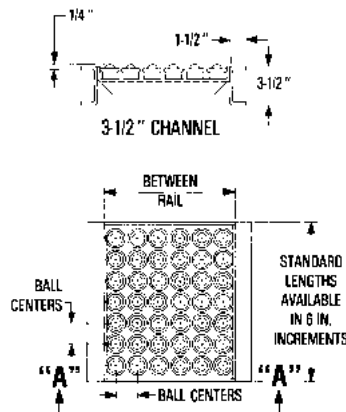
PRICE INCLUDES

- 1" Diam. Ball Transfers Mounted on 10 Ga. Steel Plates.
- 3-1/2" x 1-1/2" x 10 Ga. Green Formed Steel Channel Frames.

Ball Transfer Centers	Between Rails Width (Price Per Foot)			
	21"		27"	
	Wgt.(Lbs.)	Price	Wgt.(Lbs.)	Price
3"	29	\$133.60	35	\$170.96
4"	22	80.89	29	103.57

REPLACEMENT BALL TRANSFERS:

Model No.	Cap. Lbs	Material	Price
019.101	65	Steel	\$4.54



Supports Priced Separately



F.O.B. Atlanta

Note: When Calculating the Capacity of a Ball Transfer Table, Do Not Exceed the Capacity of the 3-1/2" x 1-1/2" x 10 Ga. Conveyor Frame.

ALL PRICES SUBJECT TO CHANGE WITHOUT NOTICE

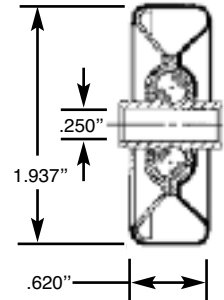
SKATEWHEELS AND BALL TRANSFERS

Skatewheels



F.O.B. Atlanta

Model No.	Cap. Lbs	Material *	Price
013.101	65	Steel	\$.65
013.102	45	Aluminum	.86
013.089	25	Black Plastic	.97



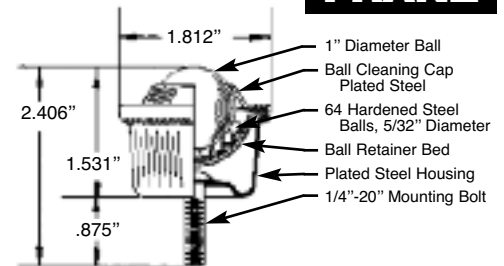
*Also available on special order in either White or Blue Plastic

1000 Series



F.O.B. Atlanta

Model No.	Cap. Lbs	Material	Price
1000	50	Steel	\$2.18



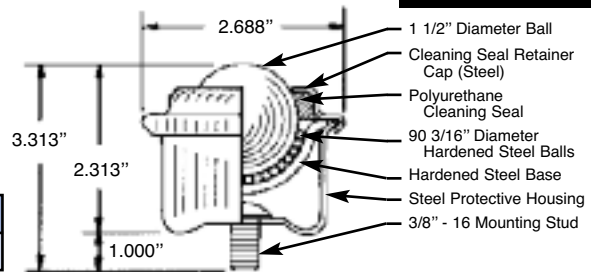
FRANZ

1 1/2 SMC Series



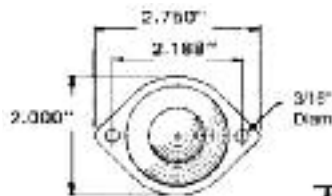
F.O.B. Atlanta

Model No.	Cap. Lbs	Material	Price
1 1/2 SMC	250	Steel	\$16.70

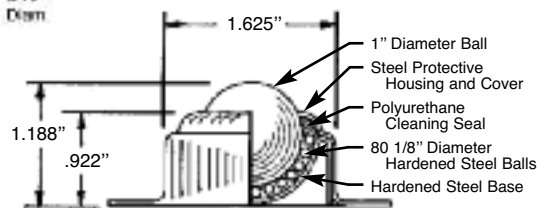


B.T.S.

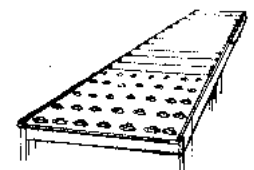
FMC Series



Model No.	Cap. Lbs	Material	Price
FMC	75	Steel	\$4.48



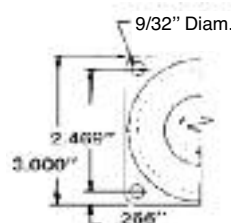
F.O.B. Atlanta



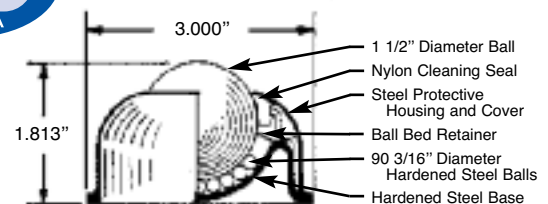
B.T.S.

F.O.B. Atlanta

1 1/2 FMC Series



Model No.	Cap. Lbs	Material	Price
1 1/2 FMC	250	Steel	\$17.15



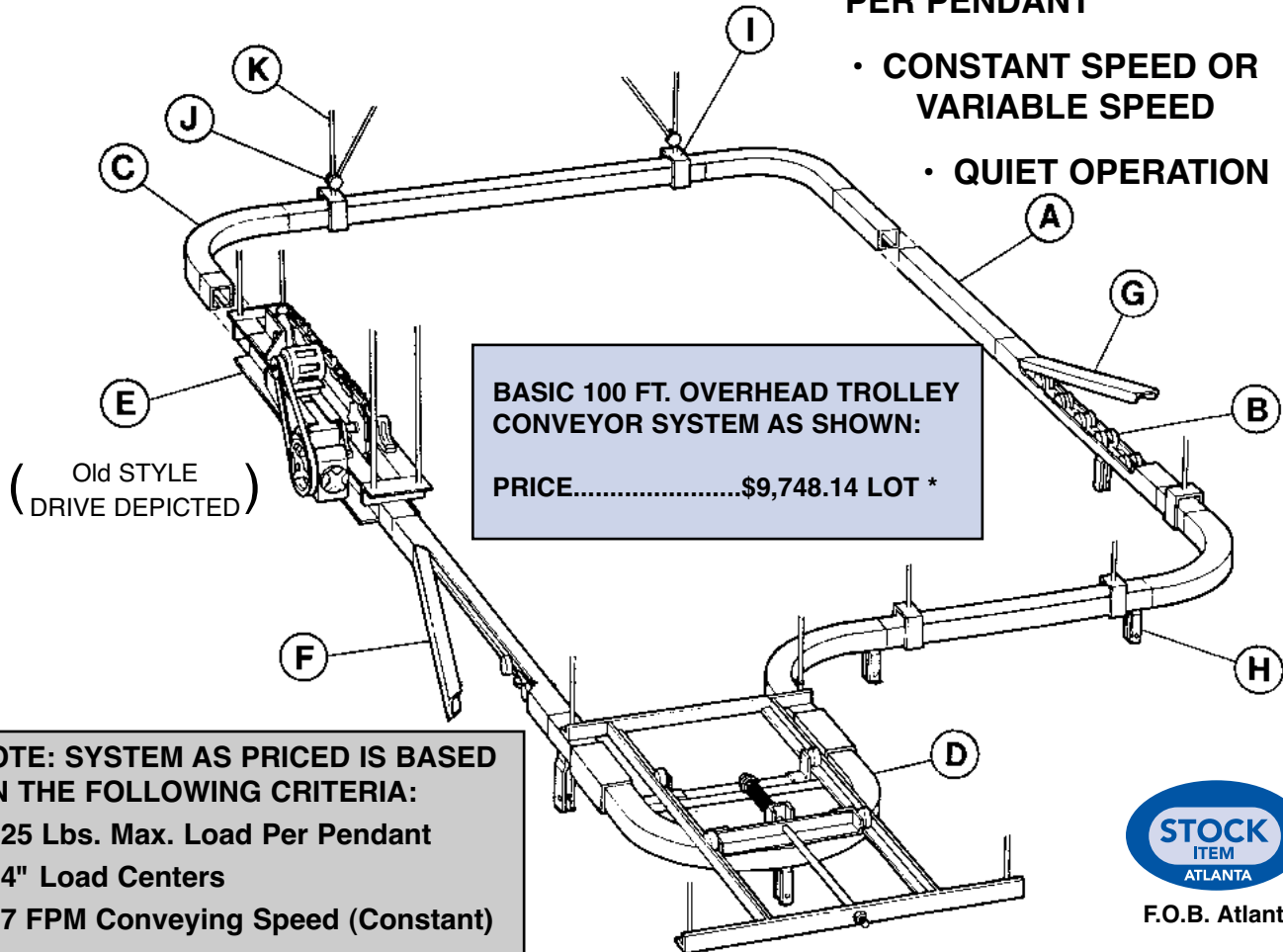
B.T.S.

OVERHEAD CONVEYOR



Unibilt Enclosed Track Trolley Conveyor

- ENCLOSED TRACK DESIGN
- 125 LBS. LOAD CAPACITY PER PENDANT
- CONSTANT SPEED OR VARIABLE SPEED
- QUIET OPERATION



Basic System Price Includes The Following Components:

ITEM	QUANTITY	PART NO.	DESCRIPTION	WGT. Lbs.	PRICE	PRICE TOTAL
A	70FT.	P16997	Straight Track	4.5/Ft.	\$ 9.13/Ft.	\$ 639.10
B	100FT.	F27826	Conveyor Chain	3.8/Ft.	20.71/Ft.	2,071.00
C	4	P20079	90 Degree Horizontal Turn (24" Radius)	21 Ea.	128.58	514.32
D	1	P20149	180 Spring Type Take-up (24" Radius)	146 Ea.	\$ 1000.00	\$ 1000.00
E*	1	P750N17ASOR	1/2 HP Caterpillar Drive (230/460/3/60) (750 lbs.)	335 Ea.	3,995.00	3,995.00
F	1	P17095	Installation Gate	12 Ea.	85.72	85.72
G	1	P20502	Inspection Gate	12 Ea.	\$ 108.58	\$ 108.58
H	50	F21298	Standard "H" Attachment	0.5 Ea.	1.80	90.00
I	16	P8672	Track Hanger Clamps	1.5 Ea.	11.43	182.88
J	16	9000	Bracing Connector (Single)	0.5 Ea.	\$ 24.85	\$ 397.60
K	32	-	1/2" x 6' Long Threaded Rod	3.3 Ea.	11.73	375.36
-	1	P20053	Brush Oiler (Not Shown)	4 Ea.	180.00	180.00
-	1	P8624	Welding Jig (Not Shown)	6 Ea.	108.58	108.58

*Basic 100 Ft. system includes new style drive

OVERHEAD CONVEYOR



F.O.B. Atlanta

AVAILABLE WITH EITHER
CONSTANT SPEED DRIVE OR
AC VARIABLE SPEED DRIVE.



(NEW STYLE DRIVE)

Caterpillar Drive Units

HP.	CONVEYOR SPEED (FPM)	MODEL NUMBER		CHAIN PULL	WEIGHT (Lbs.)	PRICE EACH
		115/230/1/60*	230/460/3/60*			
CONSTANT SPEED						
.16	5	N.A.	P750N05ASOR	750 Lbs.	335	\$3,995.00
1/2	17	N.A.	P750N17ASOR	750 Lbs.	335	3,995.00
1-1/2	60	N.A.	P750N60ASOR	750 Lbs.	335	3,995.00
VARIABLE SPEED						
.16	1-5	IP750N1-5ASOR-VS	P750N1-5ASOR-VS	750 Lbs.	350	\$4,482.00
1/2	3.4-17	IP750N3.4-17ASOR-VS	P750N3.4-17ASOR-VS	750 Lbs.	350	4,482.00
1-1/2	12-60	IP750N12-60ASOR-VS	P750N12-60ASOR-VS	750 Lbs.	350	4,638.00

*Specify operating voltage when placing an order.

Horizontal Turns & Vertical Curves

F.O.B. Atlanta

RADIUS	DEGREE	HORIZONTAL TURN			VERTICAL CURVE			
		MODEL NO.	WEIGHT (Lbs.)	PRICE EACH	UPPER MODEL NO.	LOWER MODEL NO.	WEIGHT (Lbs.)	PRICE EACH
24"	30	P20076	11	\$85.72	P20111	20112	11	\$70.86
24"	45	P20077	13	97.15	P20113	20114	14	77.15
24"	90	P20079	21	128.58	N.A.	N.A.	N.A.	—
24"	180	P20080	35	177.15	N.A.	N.A.	N.A.	—
36"	90	P20084	28	\$137.15	N.A.	N.A.	N.A.	\$ —
36"	180	P20085	52	274.29	N.A.	N.A.	N.A.	—

Note: 90 degree and 180 degree Vertical Curves available on special order.

Track, Chain & Attachments

F.O.B. Atlanta

PART NO.	QUANTITY	DESCRIPTION	WEIGHT (Lbs.)	PRICE	PRICE TOTAL
P16997	20FT.	Straight Track	4.5/Ft.	\$ 9.13/Ft.	\$182.60*
P27826	20FT.	Conveyor Chain	3.8/Ft.	20.71/Ft.	414.20*
F21298	1	Standard "H" Attachment	.5	\$ 1.80	\$ 1.80
F21068	1	Standard "H" Attachment Hardware†	.05	.86	.86
F16975	1	Rigid "H" Attachment	.7	2.58	2.58
F9032	1	Load Bar Attachment (8" Long)	.9	\$ 7.15	\$ 7.15
F21517	1	Spinner Attachment	1.0	25.72	25.72
F252101	1	90 Degree Indexing Attachment	1.8	10.58	10.58

*Sold in 20 foot lengths only. †Consist of rivet, washer and cotter pin.

Adjustable Floor Supports



Website: www.conveyors-drives.com



F.O.B. Atlanta

Overall Conveyor Width	LS SUPPORT				MS SUPPORT			
	Model Number	Adjustment to Top of Conveyor	Wgt. (Lbs.)	Price	Model Number	Adjustment to Top of Conveyor	Wgt. (Lbs.)	Price
		Skatewheel & 1-3/8" Roller				1.9" & 2.0" Roller		
12"	LS5	22-11/16"—28-11/16"	19 ½	\$41.04	MS5	23-3/8" — 29-3/8"	19 ½	\$41.04
	LS6	26-11/16"—38-11/16"	22 ½	45.25	MS6	27-3/8" — 39-3/8"	22 ½	45.25
16"	LS5	22-11/16"—28-11/16"	19 ½	\$41.04	MS5	23-3/8" — 29-3/8"	19 ½	\$41.04
	LS6	26-11/16"—38-11/16"	22 ½	45.25	MS6	27-3/8" — 39-3/8"	22 ½	45.25
18"	LS5	22-11/16"—28-11/16"	19 ½	\$41.04	MS5	23-3/8" — 29-3/8"	19 ½	\$41.04
	LS6	26-11/16"—38-11/16"	22 ½	45.25	MS6	27-3/8" — 39-3/8"	22 ½	45.25
24"	LS5	22-11/16"—28-11/16"	19 ½	\$41.04	MS5	23-3/8" — 29-3/8"	19 ½	\$41.04
	LS6	26-11/16"—38-11/16"	22 ½	45.25	MS6	27-3/8" — 39-3/8"	22 ½	45.25
30"	LS5	22-11/16"—28-11/16"	19 ½	\$41.04	MS5	23-3/8" — 29-3/8"	19 ½	\$41.04
	LS6	26-11/16"—38-11/16"	22 ½	45.25	MS6	27-3/8" — 39-3/8"	22 ½	45.25
36"	LS5	22-11/16"—28-11/16"	21 ½	\$41.04	MS5	23-3/8" — 29-3/8"	21 ½	\$41.04
	LS6	26-11/16"—38-11/16"	24 ½	45.25	MS6	27-3/8" — 39-3/8"	24 ½	45.25

Note: Specify Overall Width of Conveyor When Placing Order.

Adjustable Tripod Supports



F.O.B. Atlanta

For 12" Overall Width Skatewheel & 1-3/8" Roller			For 18" Overall Width Skatewheel & 1-3/8" Roller			For 24" Overall Width Skatewheel & 1-3/8" Roller			Price (All Widths)
Model Number	Adjustment To Top of Conveyor	Wgt. (Lbs.)	Model Number	Adjustment To Top of Conveyor	Wgt. (Lbs.)	Model Number	Adjustment To Top of Conveyor	Wgt. (Lbs.)	
TS-12-030	18"-30"	8 ½	TS-18-030	18"-30"	9 ½	TS-24-030	18"-30"	10	\$37.69
TS-12-040	24"-40"	10 ½	TS-18-040	24"-40"	11 ½	TS-24-040	24"-40"	12	40.18
TS-12-050	30"-52"	13 ½	TS-18-050	30"-52"	14 ½	TS-24-050	30"-52"	15	42.66

Note: Recommended For Use With Skatewheel and 1-3/8" Gravity Roller Conveyors.



CONVEYORS & DRIVES, INC.

1850C MacARTHUR BLVD., N.W., ATLANTA, GA 30318
 TEL: 404/355-1511 • FAX: 404/355-1944
 Website: www.conveyors-drives.com

Address Service Requested

PRSRRT STD
 U.S. POSTAGE PAID
 Atlanta, GA
 Permit No. 39

*NOTE: ALL ORDERS PROCESSED AND SHIPPED FROM C&D'S CONVEYOR STOCKYARD ARE F.O.B. ATLANTA, GEORGIA. ALL WEIGHTS SHOWN IN THIS PRICE LIST ARE CONVEYOR WEIGHTS ONLY, WITHOUT CRATING, ETC.